Xinshi Industrial Zone, Bowang District, Ma'anshan, China
+86-555-6760666 | +86 136 0555 9170
www.adhmt.com
info@adhmt.com

ADH MACHINE TOOL

BROCHURE

Go For Quality, Go For Us!

CNC Press Brake

Shearing Machine



Laser Cutting Machine

Panel Bender

2023

WHO WE ARE

ADH Company, founded in 2002, is located in Ma'anshan City, Anhui Province, which is 30 kilometers away from Nanjing Lukou Airport.

Our company covers an area of 450 Mu and mainly produces press brake machines, hydraulic shearing machines, laser cutting machines, laser automation, CNC turret punches, and sheet metal automation equipment.

ADH has three production bases, four testing centers, and three business divisions: press brake machine manufacturing, laser cutting machine manufacturing, and industrial automation manufacturing. It is equipped with 9 heavy floor boring machines, multiple 4-16m pentahedral gantry machining centers, a 16m large heat treatment annealing furnace, a shot blasting machine, a 20m electric welding platform, a 10000-ton bending machine special assembly platform, and some other heavy processing equipment, with an annual output of more than 5000 sets of various machine tools.

Our company has a complete set of product quality management systems, and each equipment can leave the factory only after passing the strict quality inspection process.

We have set up more than 150 offices and after-sales service outlets at home and abroad. Our service network covers the world, and our products are exported to more than 100 countries in South America, Southeast Asia, Europe, the Middle East, and other regions.

ADH, a rising brand, is committed to becoming a new driving force for the development of intelligent equipment. at the same time, we provide the best cutting and bending machine tools for customers all over the world.

2002
Founded in March 2002.

5000+
Annual production capacity of 5000+ sets.

120+
More than 120 R&D personnel.

100+
Exported to over 100 countries.

CONTENTS

01 About ADH

01 About Us

03 Product Showroom

05 Fabrication Equipment

09 Global Sales Network

11 Enterprise Honor

13 Exhibition Profile

14 Our Partners

02 Press Brake

15 CNC Press Brake

17 NC Press Brake

19 Tandem Press Brake

21 Large Press Brake

23 Press Brake Bending Cell

25 CNC Press Brake Controller & NC Press Brake Controller

27 Standard Toolings & Bending Workpiece Drawing

29 Bending Force Table & Worktable Crowning Device

31 Press Brake Specifications

03 Shearing Machine

35 Swing Beam Shearing Machine

37 Guillotine Shearing Machine

39 Swing Beam Shear Controller & Guillotine Shear Controller

41 Shearing Machine Specifications

04 Panel Bender

45 Suction Cup Panel Bender

47 Pressure Arm Panel Bender

49 Panel Bender Specifications

05 Laser Cutting Machine

51 Single Tabletop Fiber Laser Cutting Machine

53 Fully Enclosed Fiber Laser Cutting Machine

55 Sheet & Tube Integrated Fiber Laser Cutting Machine

57 Fully Enclosed Sheet & Tube Integrated Fiber Laser Cutting Machine

59 Tube & Pipe Fiber Laser Cutting Machine

61 Fiber Laser Cutting Machine Specifications

63 Laser Cutting Flexible System

65 Handheld Laser Welding Machine

67 Handheld Laser Welding Machine Specifications

06 V Grooving Machine

69 Horizontal V-grooving Machine

71 Vertical V-grooving Machine

73 Applications & V-grooving Workpiece

75 V-grooving Machine Specifications

07 Ironworker Machine

77 Ironworker Machine

79 Ironworker Machine Specifications

ABOUT US

Our Company

Since the establishment of our company, we have undergone 20 years of development. Through the joint efforts of two generations, we have become the largest local machine tool manufacturer. our strength speaks for itself.

An enterprise that does not prioritize technology and R&D cannot sustain continuous development. Our leadership places technology first, allowing our machines to maintain high competitiveness in the current market environment. this sets us apart from many competitors in the industry.

We have always prioritized providing customers with the highest quality machines. We understand that customers feel excitement when they receive a machine of excellent quality, as it helps them in production and achieves career success. this is also our success.

- 40 years manufacturing & servicing experience
- Export to over 100+ countries
- More than 120+ technicians
- Ranked in the top 5 in China

Mission

We are dedicated to conducting research and development, enhancing product and service quality, in order to establish a globally renowned hub for sheet metal manufacturing machinery.

Vision

Our goal is to be a respected provider of sheet metal support services, earning the trust of our customers and the pride of our staff.

Values

Innovation, Lean, Integrity, Win-Win.

Product Showroom

- 600 square meters of intelligent exhibition hall.
- Annual production of more than 5000 machine tools.

Fabrication Equipment

Fabrication Equipment



150%

Annual growth rate of performance

400 +

The total number of employees exceeds 400

150 +

More than 150 offices at home and abroad

Global Sales Network

ADH machine tool has won the recognition of overseas customers with its quality and service, and its volume and value of overseas exports are leading in China.

Enterprise Honor

Our company adheres to the development philosophy of "technical innovation, scientific management, customer-first" and has continuously achieved high-end technological research and development through strong technological innovation. The standardized scientific management, strong technical control, and customer-centric service model have continuously won awards and praise from society and the public.

50 +
Patent certificate

90 +
Various awards and certifications

Exhibition Profile



Our Partners

Delem
CYBELEC INFRANOR GROUP COMPANY
SIEMENS
esa AUTOMOTION
RAYTOOLS Brighten your machine tools
NOK
WILA SINCE 1932 THE PRESS BRAKE PRODUCTIVITY PEOPLE
DELTA
ESTUN
nLIGHT
HAWE HYDRAULIK
HIWIN
Schneider Electric
Raycus
IPG PHOTONICS
VOITH
HOERBIGER
PMI Linear Motion Systems
Rexroth Bosch Group
Sunny
KACON
YASKAWA

CNC

Press Brake

WAD Series



- Precision: CNC press brakes offer unmatched precision and accuracy in bending and shaping metal sheets, ensuring a high-quality end product.
- Efficiency: By automating the bending process, a CNC press brake can significantly increase your productivity and reduce production time, helping you get more done in less time.
- Flexibility: CNC press brakes are highly versatile machines, capable of handling a wide range of sheet metal bending tasks, from simple 90-degree bends to more complex shapes and angles.
- Consistency: With a CNC press brake, you can achieve consistent, repeatable results on every bend, ensuring that each piece is identical to the next and minimizing the risk of errors or defects.
- Safety: CNC press brakes are equipped with a variety of safety features, including guards, sensors, and interlocks, that help protect operators from injury and prevent damage to the machine.
- Customization: Many CNC press brakes can be customized to suit your specific needs, with options like different bending tools, software packages, and automation accessories available to help you tailor the machine to your unique requirements.
- Cost savings: While CNC press brakes may require a larger upfront investment than manual or hydraulic models, they can ultimately help you save money over time by reducing labor costs, minimizing material waste, and improving overall efficiency.
- Quality: With their advanced technology and precise control systems, CNC press brakes are capable of producing high-quality, professional-grade results that can help you stand out from the competition and win more business.

NC

Press Brake

WC67E Series



- Precision: Our NC press brake delivers incredibly precise results, thanks to its advanced digital controls and high-tech sensors. This means you can achieve the exact angles and dimensions you need, every time.
- Versatility: Whether you're working with thin sheets of metal or heavy-duty plates, our NC press brake can handle it all. It can bend a wide range of materials and thicknesses, making it an incredibly versatile piece of equipment.
- Speed: With its powerful hydraulic system and streamlined design, our NC press brake can bend metal quickly and efficiently. This means you can get more work done in less time, increasing your productivity and profitability.
- Safety: We take safety seriously, which is why our NC press brake features multiple safety features, including guards, emergency stops, and automatic shut-off switches. You can trust that your team will be safe while operating this machine.
- Durability: Our NC press brake is built to last, with high-quality materials and components that can withstand heavy use and wear and tear. This means you can rely on it to perform consistently and reliably, year after year.
- User-friendly: We understand that time is money, which is why our NC press brake is designed to be easy to use and intuitive. You don't need to be a metalworking expert to operate it, and it comes with clear instructions and support.
- Customizable: We know that every metalworking operation is different, which is why our NC press brake can be customized to meet your specific needs. We can tailor the controls, settings, and features to your exact requirements.
- Cost-effective: While our NC press brake is a top-of-the-line piece of equipment, it's also surprisingly affordable. When you consider the precision, versatility, and speed it offers, it's an excellent investment that will pay off in the long run.

Tandem

Press Brake

WAD Series



- High Precision: Our tandem press brake boasts exceptional accuracy and repeatability, ensuring that every bend is consistent and precise, no matter the material or thickness.
- Increased Productivity: With a tandem press brake, you can increase your productivity and throughput by bending two sheets at once, effectively doubling your output.
- Versatility: Our tandem press brake is designed to handle a wide range of sheet metal bending applications, from simple bends to complex shapes, and can be used with a variety of materials, including steel, aluminum, and more.
- Cost Savings: By using a tandem press brake, you can significantly reduce your labor costs and improve your bottom line, thanks to the machine's high level of automation and efficiency.
- Time Savings: Our tandem press brake is designed to streamline your production process, reducing setup times and allowing you to complete jobs faster and more efficiently.
- Durability: Built to last, our tandem press brake is made from high-quality materials and components, ensuring it can withstand heavy use and provide reliable performance for years to come.
- Easy to Use: Our tandem press brake is user-friendly and intuitive, making it easy for operators of all skill levels to use and achieve excellent results.
- Customizable: We understand that every customer has unique needs, which is why we offer a range of customization options for our tandem press brake, including tooling options, control systems, and more.

Large

Press Brake

WADF Series



- Superior bending capacity: With our large press brake, you can bend thick and heavy sheets with ease. It's perfect for projects that require precision and strength.
- High speed and accuracy: Our press brake uses advanced technology to deliver high-speed and accurate bends every time. You'll save time and improve your productivity.
- Versatility: Our press brake can handle a wide range of materials, including aluminum, stainless steel, and mild steel. It's perfect for a variety of applications in different industries.
- Easy to use: Our press brake is user-friendly and easy to operate. It's designed with the user in mind, so you can get started quickly and easily.
- Low maintenance: Our press brake is built to last, with durable components and minimal maintenance requirements. You'll save money and time in the long run.
- Consistent quality: With our large press brake, you can ensure consistent quality in your bends every time. You'll achieve the precision you need for your project.
- Customizable: We offer customization options to meet your specific needs. Whether it's a unique size or a specific feature, we can tailor our press brake to suit your requirements.
- Cost-effective: Our press brake offers exceptional value for money. It's a cost-effective solution that delivers high-quality results without breaking the bank.

Press Brake Bending Cell

The machine tool and manipulator (optional) are perfectly combined, and options for a conveyor belt and pallet conveyor are available.



Variable Distance Gripper

Customized to the size range of the customer's workpiece, this device can grip and bend a wide variety of workpieces, reducing the time needed for gripper replacement and improving automation efficiency.

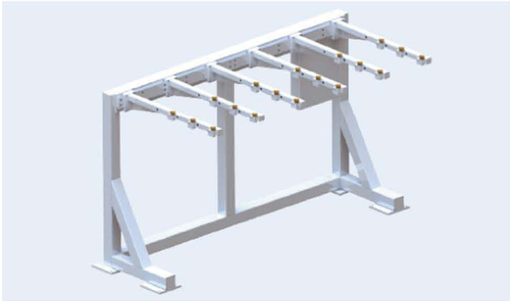

Flip Frame

The robot, with its carbon steel plastic sprayed structure, places the workpiece to be turned over on the front suction cup, then grips it from the back of the turning frame.

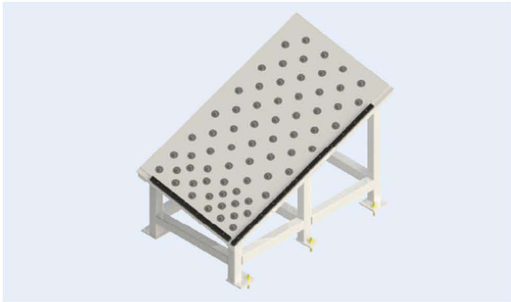

Centering Stage

The structure features a carbon steel plastic sprayed finish and an inclined tabletop layout, facilitating automatic product centering.

Robot Visual Positioning Device

The vision system guides the robot to automatically adjust the position of the gripper and grasp the workpiece accurately, enabling communication between machine vision and the robot and facilitating the transformation of the coordinate system.

CNC Press Brake Controller

CYBELEC CT8 (Switzerland)

- 8"color LCD display,touch screen,icon recognition function
- The "EasyBend"page is processed with easy single bending
- The fully efficient bending programming can meet the needs of mass production and processing
- Automatically calculate bending angle,main pressure and deflection compensation
- Automatic calculation of bending data
- Angle,Back Gauge correction

CYBELEC CT12 (Switzerland)

- 12"color LCD display,touch screen,icon recognition function
- The"EasyBend"page is processed with easy single bending
- Automatic calculation of bending data
- Automatic calculation of pressure and deflection compensation automatic calculation of upper die depth
- Angle,rear gear correction，2D graphics programming
- Automatically simulate the bending sequence and provide the best bending scheme(option)

DELEM DA-53T (Netherlands)

- Standard 4+1 axis control
- Parameter programming of menu drive
- 10.4 "LCD true color TFT display
- Table deflection compensation control
- Mold library
- USB interface
- The advanced Y-axis control algorithm can control both the ring and the open-loop valve
- Built in control valve amplifier

DELEM DA-58T (Netherlands)

- 2D touch graphical programming
- 15"high-resolution TFT true color display
- Bending process calculation
- Deflection compensation control
- Servo and drive control modes
- Advanced Y-axis control algorithm,you can control the osed-loop valve can also control the open-loop valve
- USB interface

DELEM DA-66T (Netherlands)

- 2D pattern programming
- 3D product graphic simulation display
- 17 "high resolution TFT true color display
- Memory capacity 1GB
- Complete windows application package

DELEM DA-69T (Netherlands)

- 17" high resolution colour TFT
- 2D and 3D graphical touch screen programming mode
- 3D visualisation in simulation and production
- Full Windows application suite
- Delem Modusys compatibility (module scalability and adaptivity)
- USB, peripheral interfacing
- Profile-T2D offline software
- Sensor bending & correction interface

ESA S630 (Italy)

- Monochrome 5.7 "LCD display (320x240 pixels)
- Fill in the form programming mode of real-time automatic inspection, automatic calculation of bending and compensation force
- 2D graphics editing of upper mold and lower mold graphics preview of workpiece
- All programs, molds and parameters can be saved in the local memory or USB flash disk
- Control 3-4 axes

ESA S860 (Italy)

- 18.5" designed for multi touch screen
- Support multi touch application
- No frame,simple but powerful
- Support finger-tip work piece design
- Support import of tools shapes (.dxf ifles)
- Support management of tool library
- Support tool and die holders' management
- Support ESA 3D Bend software
- Equip standard industry 4.0 Modbus TCP interface

NC Press Brake Controller

ESTUN E21 (China)

- Positioning control of back gauge
- One-way and two-way positioning function, effectively eliminating the screw gap
- Retreat escape function,automatic search reference function
- One-button backup and restore function,rapid location teaching function
- 40 multi-step program storage space,each program has 25 steps
- Power protection function

ESTUN E300 (China)

- Control functions, to support the X,Y,R axis servo control,C axis hydraulic/mechanical compensation two modes are optional
- Precise point of programming calculation function,built-in mold base and material list,promoted Angle calculation accuracy
- The standard USB interface, which can realize the parameters, the program a key online backup and system software upgrade
- Safety protection,collision detection and collision avoidance Raxis positioning function
- A key to backup and restore functionality built-in parameters, reduce the service cost

DELEM DA-41T (Netherlands)

- Ultra-high resolution 7"widescreen TFT LCD display
- Industrial-grade PCT tempered glass touch screen
- Ergonomic design for easy operation
- High strength and scratch resistance,can be operated with gloves
- Each nuance highlights the high-end level
- The shell is designed based on panel installation,easy to integrate
- Perfect combination with current bending machine design style

CYBELEC CT8 (Switzerland)

- 8"color LCD display,touch screen,icon recognition function
- The "EasyBend"page is processed with easy single bending
- The fully efficient bending programming can meet the needs of mass production and processing
- Automatically calculate bending angle,main pressure and deflection compensation
- Automatic calculation of bending data
- Angle,Back Gauge correction

ESA S630 (Italy)

- Monochrome 5.7 "LCD display (320x240 pixels)
- Fill in the form programming mode of real-time automatic inspection, automatic calculation of bending and compensation force
- 2D graphics editing of upper mold and lower mold graphics preview of workpiece
- All programs, molds and parameters can be saved in the local memory or USB flash disk
- Control 3-4 axes

ELGO P40T (Germany)

- TFT- display with touch operation
- Manual function
- Single set operation
- Program memory
- Digital outputs up tol 2A
- Analog outputs
- Material depending gap, angle and pressure calculation
- Cut automat
- Sheet support

Standard Toolings

30T

40T

63T

80T

100T

125T

160T

200T

300T

500T

Electro-hydro (Below 160T)

Bending Workpiece Drawing

Bending Force Table

Thickness (t) ↓ \ Die opening V	4	6	7	8	10	12	14	16	18	20	25	32	40	50	63	80	100	125	160	200
Minimum flange length b_{min}	2.8	4	5	5.5	7	8.5	10	11	13.5	14	17.5	22	28	35	45	55	71	89	113	
Bending radius *ir*	0.7	1.0	1.1	1.3	1.6	2.0	2.3	2.6	3.0	3.3	4.0	5.0	6.5	8.0	10	13	16	20	26	
0.5 mm	40	30																		
0.6 mm	60	40	40	40																
0.8 mm		70	70	50	40															
1.0 mm		110	100	80	70															
1.2 mm			140	120	100	80	70	60												
1.5 mm				170	150	130	110	90	80											
2.0 mm						220	190	170	150	130	110									
2.5 mm								280	250	220	180	140								
3.0 mm									340	300	240	190	150							
3.5 mm											330	260	200	160	130					
4.0 mm											430	340	270	210	170					
4.5 mm												440	340	270	210					
5.0 mm												520	420	330	260	210				
6.0 mm												750	600	480	380	300	240			
7.0 mm															520	410	330	260		
8.0 mm															850	680	530	430		
9.0 mm																670	540	430		
10 mm																850	670	530	420	
12 mm																	960	780	600	550
15 mm																			950	750

Force Calculation Formula for Press Brake:

- Calculation method of sheet bending force:
- P-bending force (KN)
- S-plate thickness (mm)
- L-plate width (m)
- V-lower die notch width (mm)

Calculation formula: $P=\frac{650S^2L}{V}$ ($\delta b=450N/mm^2$)

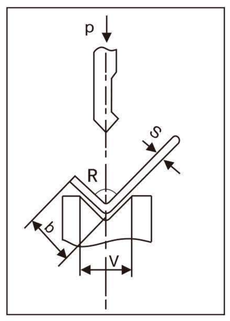

Press Brake Sketch Map

Worktable Crowning Device

- The V-axis, a computer numerical control (CNC) axis, is responsible for managing the height of the workbench and delivering precise deflection compensation throughout its entire length. The workbench is designed with a curved shape, comprising a series of convex wedges with inclined planes. Each convex wedge's slope is determined by the deflection curve, which is derived from finite element analysis of the ram and the workbench's vertical plate.
- To account for deflection deformation caused by the load force during workpiece bending, the CNC system calculates the necessary compensation amount. By automatically controlling the relative movement of the convex wedges, the system effectively compensates for this deflection deformation, ensuring the workpiece is bent with precision.

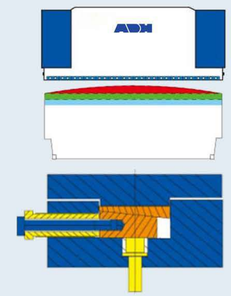

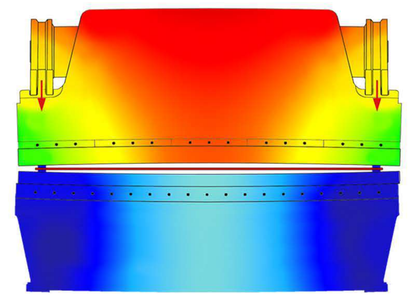

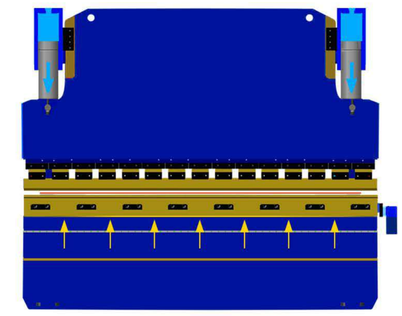



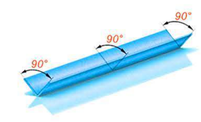

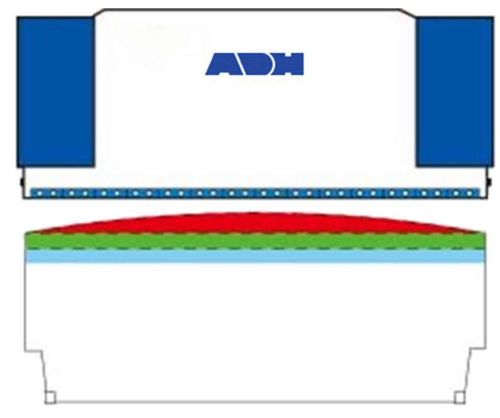

Technical requirements:

- The illustration shows the starting position with zero convexity, where each convexity point has an equal thickness error of +0.05mm.
- The maximum convexity value for the working force is (3 + 0.05) mm. The lower module has a stroke of 75mm, and the transmission screw is a Tr36x3 type.

  There are a total of 19 convexity points, and the distribution rule for the maximum convexity value is as follows:

Maximum convex value (mm)

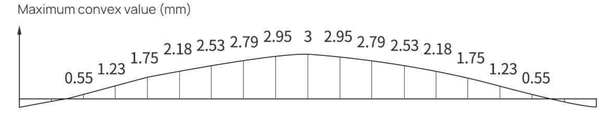

Dimension table of convex wedge:

Number	1	2	3	4	5	6	7	8	9	10
A	50.23	50.06	49.64	49.15	48.73	48.35	48.02	47.77	47.61	47.56
B	49.24	49.82	51.03	52.20	53.06	53.75	54.28	54.66	54.89	54.96

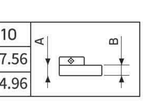

Specifications

WAD/WADE CNC Press Brake

Model	Bending Force	Bending Length	Oil Tank	Aprroaching Speed	Ram Speed	Return Speed	X-axis stroke	X-axis Speed	R-axis stroke	R-axis Speed	Column Distance	Throat Depth	Stroke	Daylight	Step/Servo Motor	Weight	Dimensions
Unit	KN	mm	L	mm/S	mm/S	mm/S	mm	mm/s	mm	mm/s	mm	mm	mm	mm	KW	Ton	L×W×H mm
50T/1300	500	1300	170	160	13	160	500	350	200	200	1120	250	150	460	5.5/6	4	1800*1500*2300
50T/2000	500	2000	170	160	13	160	500	350	200	200	1600	250	150	460	5.5/6	4.3	2600*1500*2300
70T/1600	700	1600	170	220	13	160	500	350	200	200	1300	300	150	460	5.5/6	5.1	1800*1600*2500
70T/2500	700	2500	170	220	13	160	500	350	200	200	2050	300	150	460	5.5/6	5.6	3100*1600*2500
70T/3200	700	3200	170	220	13	160	500	350	200	200	2700	300	150	460	5.5/6	6.6	3700*1600*2500
80T/2500	800	2500	170	220	12	145	500	350	200	200	2050	300	150	460	7.5/8.7	6	3100*1600*2600
110T/2500	1100	2500	170	220	12	160	500	350	200	200	2050	400	200	480	11/10.8	7	3100*1800*2600
110T/3200	1100	3200	170	220	12	160	500	350	200	200	2700	400	200	480	11/10.8	7.6	3800*1800*2600
110T/4000	1100	4000	170	220	12	160	500	350	200	200	3100	400	200	480	11/10.8	8.8	4600*1800*2600
110T/4100	1100	4100	170	220	12	160	500	350	200	200	3600	400	200	480	11/10.8	9	4700*1800*2700
135T/3200	1350	3200	170	220	10	130	500	350	200	200	2700	400	200	480	11/10.8	9	3800*1800*2700
135T/4000	1350	4000	170	220	10	130	500	350	200	200	3100	400	200	480	11/10.8	9.4	4600*1800*2700
135T/4100	1350	4100	170	220	10	130	500	350	200	200	3600	400	200	480	11/10.8	9.6	4700*1800*2700
170T/2500	1700	2500	300	160	10	100	500	350	200	200	2050	450	200	480	15/13.2	10.4	3100*2000*2800
170T/3200	1700	3200	300	160	10	100	500	350	200	200	2700	450	200	480	15/13.2	11.3	3800*2000*2800
170T/4000	1700	4000	300	160	10	100	500	350	200	200	3100	450	200	480	15/13.2	12.3	4600*2000*2800
170T/4100	1700	4100	300	160	10	100	500	350	200	200	3600	450	200	480	15/13.2	12.5	4700*2000*2800
220T/2500	2200	2500	300	160	9	105	500	350	200	200	2050	450	200	480	18.5/16.7	12	3100*2200*2850
220T/3200	2200	3200	300	160	9	105	500	350	200	200	2600	450	200	480	18.5/16.7	12.8	3800*2200*2850
220T/4000	2200	4000	300	160	9	105	500	350	200	200	3100	450	200	480	18.5/16.7	14	4600*2200*2850
220T/5000	2200	5000	300	160	9	105	500	350	200	200	4000	450	200	480	18.5/16.7	19	4600*2200*2850
250T/2500	2500	2500	460	100	8.5	100	500	350	200	200	2000	450	250	540	22/16.7	15.5	3100*2000*2900

Model	Bending Force	Bending Length	Oil Tank	Aprroaching Speed	Ram Speed	Return Speed	X-axis stroke	X-axis Speed	R-axis stroke	R-axis Speed	Column Distance	Throat Depth	Stroke	Daylight	Step/Servo Motor	Weight	Dimensions
250T/3200	2500	3200	460	100	8.5	100	500	350	200	200	2600	450	250	540	22/16.7	16.1	3500*2000*2900
250T/4000	2500	4000	460	100	8.5	100	500	350	200	200	3100	450	250	540	22/16.7	17.8	4300*2100*3100
250T/5000	2500	5000	460	100	8.5	100	500	350	200	200	3800	450	250	540	22/16.7	23.3	5300*2150*3150
250T/6000	2500	6000	460	100	8.5	100	500	350	200	200	4800	450	250	540	22/16.7	25	6300*2150*3150
300T/3200	3000	3200	650	80	8.5	110	500	350	200	200	2600	500	250	570	22	18.8	3500*2250*3200
300T/4000	3000	4000	650	80	8.5	110	500	350	200	200	3100	500	250	570	22	20.3	4300*2500*3400
300T/5000	3000	5000	650	80	8.5	110	500	350	200	200	3800	500	250	570	22	27	5300*2500*3400
300T/6000	3000	6000	650	80	8.5	110	500	350	200	200	4800	500	250	570	22	30.4	6300*2500*3400
400T/3200	4000	3200	760	80	8	80	980	220	200	40	2400	500	300	610	30	22.8	3500*2700*3500
400T/4000	4000	4000	760	80	8	80	980	200	200	40	3100	500	300	610	30	28.3	4300*2700*3500
400T/5000	4000	5000	760	80	8	80	980	200	200	40	3800	500	300	610	30	31.2	5300*2700*3500
400T/6000	4000	6000	760	80	8	80	980	200	200	40	4800	500	300	610	30	37.4	6300*2700*3500
400T/8000	4000	6000	760	80	8	80	980	200	200	40	6400	500	300	610	30	52.8	6300*2700*3500
500T/4000	5000	4000	760	80	8.5	90	980	220	200	40	3100	500	300	610	37	35	4300*2700*3500
500T/5000	5000	5000	760	80	8.5	90	980	200	200	40	3800	500	300	610	37	39.8	5300*2700*3500
500T/6000	5000	6000	760	80	8.5	90	980	200	200	40	4800	500	300	610	37	45.8	6300*2700*3600
600T/3200	6000	3200	1050	80	8.5	85	980	200	200	40	2300	600	320	650	45	45	4300*3300*3900
600T/4000	6000	4000	1050	80	8.5	85	980	200	200	40	3100	600	320	650	45	45.8	4300*3300*3900
600T/5000	6000	5000	1050	80	8.5	85	980	220	200	40	3800	600	320	650	45	50.3	5300*3300*3900
600T/6000	6000	6000	1050	80	8.5	85	980	200	200	40	4800	600	320	650	45	56.8	6300*3300*3900
600T/7000	6000	7000	1050	80	8.5	85	980	200	200	40	5600	600	320	650	45	66.8	7300*3300*3900
700T/6000	7000	6000	1050	80	8.5	85	980	200	200	40	4900	600	320	700	55	66.8	6300*3500*4000
800T/6000	8000	6000	1800	80	8	90	980	220	200	40	4600	600	320	800	30*2	76.8	6300*3500*4000
800T/7000	8000	7000	1800	80	8	90	980	200	200	40	5600	600	320	800	30*2		7300*3500*4200
800T/8000	8000	8000	1800	80	8	90	980	200	200	40	6600	600	320	800	30*2		8300*3600*4500
800T/10000	8000	10000	1800	80	8	90	980	200	200	40	7800	600	320	800	30*2		10300*3600*4900

Specifications

WC67K/E NC Press Brake

Model	Bending Force	Bending Length	Oil Tank	Aprroaching Speed	Ram Speed	Return Speed	Column Distance	Throat Depth	Stroke	Daylight	Main Motor	Weight	Dimensions
Unit	Kn	mm	L	mm/s	mm/s	mm/s	mm	mm	mm	mm	Kw	Ton	L×W×H mm
30t/1600	300	1600	80	120	17	160	1300	200	80	320	5.5	2.3	1650*1200*1700
30t/2000	300	2000	100	140	17	160	1600	200	80	320	5.5	2.5	2000*1200*1700
40t/2500	400	2500	170	110	15	90	2030	250	100	340	5.5	3.5	2500*1200*1900
63t/2500	630	2500	170	100	10	70	2050	250	120	340	5.5	4.5	2500*1350*2100
63t/3200	630	3200	170	120	10	70	2510	250	120	340	5.5	5	3200*1350*2100
80t/2500	800	2500	170	110	10	80	2050	250	120	350	5.5	6	2500*1400*2150
80t/3200	800	3200	170	130	10	80	2510	250	120	350	5.5	6.2	3200*1400*2150
100t/2500	1000	2500	260	90	7.5	70	2050	320	160	420	7.5	6.5	2500*1500*2200
100t/3200	1000	3200	260	100	7.5	70	2510	320	160	420	7.5	7	3200*1500*2300
100t/4000	1000	4000	260	120	7.5	70	3100	320	160	420	7.5	8.5	4000*1750*2590
WX67Y-100t/4000	1000	4000	260	120	7.5	70	3100	420	160	440	7.5	9	4000*1500*2400
125t/3200	1250	3200	260	95	7	65	2510	320	160	420	7.5	7.5	3200*1600*2350
125t/4000	1250	4000	260	110	7	65	3100	320	160	420	7.5	9.5	4000*1600*2450
WX67Y-125t/4000	1250	4000	260	110	7	65	3100	420	160	440	7.5	10	4000*1750*2590
125t/5000	1250	5000	260	120	7	65	3800	320	160	420	7.5	9	5000*1600*2450
125t/6000	1250	6000	260	130	7	65	4600	320	160	420	7.5	11	6000*1600*2450
160t/2500	1600	2500	260	100	10	100	2050	350	200	470	11	12	2500*1650*2700
160t/3200	1600	3200	260	110	10	100	2510	350	200	470	11	14.5	3200*1650*2800
160t/4000	1600	4000	260	120	10	100	3100	350	200	470	11	19.5	4000*1650*2800
160t/5000	1600	5000	260	130	10	100	3800	350	200	470	11	13.5	5000*1750*3100

Model	Bending Force	Bending Length	Oil Tank	Aprroaching Speed	Ram Speed	Return Speed	Column Distance	Throat Depth	Stroke	Daylight	Main Motor	Weight	Dimensions
160t/6000	1600	6000	260	140	10	100	4600	350	200	470	11	11.5	6000*1750*3300
200T/3200	2000	3200	435	110	10	100	2510	350	200	470	15	15	3200*1650*2800
200T/4000	2000	4000	435	120	10	100	3100	350	200	470	15	12.5	4000*1650*2800
200T/5000	2000	5000	435	120	7	80	3800	350	250	540	15	19	5000*1950*3100
200T/6000	2000	6000	435	120	7	80	4600	350	250	540	15	21	6000*1950*3100
250T/3200	2500	3200	435	90	9	100	2600	400	250	580	18.5	17	3300*2100*3150
250T/4000	2500	4000	435	100	9	100	3300	400	250	580	18.5	20	4000*2100*3150
250T/5000	2500	5000	435	110	8	100	3800	400	250	580	18.5	23	5000*2100*3200
250T/6000	2500	6000	540	120	8	100	4600	400	250	580	18.5	25.5	6000*2100*3200
300T/3200	3000	3200	540	90	8	75	2600	400	250	580	18.5	21	3200*2200*3200
300T/4000	3000	4000	540	100	8	75	3100	400	250	580	18.5	23	4000*2200*3200
300T/5000	3000	5000	550	110	8	75	3800	400	250	580	18.5	25	5000*2200*3200
300T/6000	3000	6000	560	130	8	75	4600	400	250	580	18.5	27.5	6000*2200*3200
400T/4000	4000	4000	540	70	7	60	3100	400	250	580	22	26	4000*2400*3200
400T/5000	4000	5000	550	90	7	60	3800	400	250	580	22	32	5000*2400*3200
400T/6000	4000	6000	550	100	7	60	4400	400	250	580	22	35	6000*2400*3200
500T/4000	5000	4000	620	70	6	55	3100	500	320	620	30	33	4000*2650*3200
500T/5000	5000	5000	620	90	6	55	3800	500	320	620	30	37.5	5000*2650*3200
500T/6000	5000	6000	620	120	6	55	4410	500	320	620	30	43.5	6000*2700*3200
500T/7000	5000	7000	620	130	6	55	5400	500	320	620	30	55	7000*2700*3200
600T/4000	6000	4000	650	80	6	65	3100	500	320	620	37	45	4000*2700*3200
600T/5000	6000	5000	650	90	6	65	3800	500	320	620	37	48	5000*2700*3250
600T/6000	6000	6000	650	110	6	65	4600	500	320	620	37	55	6000*2700*3300
600T/7000	6000	7000	650	120	6	65	5400	500	320	620	37	62	7000*2900*3500

Swing Beam

Shearing Machine

QC12K Series





- Precision cutting: Our swing beam shearing machine delivers precise cuts with clean edges every time, ensuring your products are of the highest quality.
- Fast and efficient: With its fast cutting speed and ability to handle multiple materials, our swing beam shearing machine can significantly increase your production output and efficiency.
- Easy to operate: Our swing beam shearing machine is designed with user-friendly controls and simple adjustments, making it easy to operate for even novice operators.
- Durable and reliable: Built with high-quality materials and advanced technology, our swing beam shearing machine is durable, reliable, and long-lasting, providing you with a cost-effective solution for your cutting needs.
- Versatile capabilities: Our swing beam shearing machine can handle a wide range of materials, thicknesses, and shapes, making it a versatile solution for a variety of industries and applications.
- Safe and secure: Our swing beam shearing machine is designed with advanced safety features to ensure your operators are protected and your workplace is secure.
- Customizable options: We offer a range of customizable options, including blade length, cutting angle, and back gauge, allowing you to tailor our swing beam shearing machine to your specific cutting needs.
- Cost-effective: With its high efficiency, low maintenance, and long lifespan, our swing beam shearing machine provides a cost-effective solution that can save you money and increase your profitability in the long run.

Guillotine

Shearing Machine

Q11K Series







- Precision Cutting: The guillotine shearing machine delivers precise, clean cuts every time, ensuring accuracy and consistency in the manufacturing process.
- Versatility: With the ability to cut a wide range of materials, from thin sheets to thick plates, the guillotine shearing machine is a versatile addition to any manufacturing facility.
- Speed: The guillotine shearing machine can handle high-volume production runs, delivering fast and efficient cutting to meet tight deadlines.
- Easy to Operate: Designed with user-friendliness in mind, the guillotine shearing machine is easy to set up and operate, making it ideal for both experienced and novice operators.
- Durability: Built to withstand the rigors of industrial use, the guillotine shearing machine is a long-lasting investment that delivers reliable performance for years to come.
- Safety Features: Equipped with advanced safety features, such as guards and emergency stop buttons, the guillotine shearing machine ensures a safe working environment for operators.
- Cost-Effective: Compared to other cutting methods, the guillotine shearing machine offers a cost-effective solution that delivers high-quality results.
- Customizable: With various options for blade size, cutting length, and other features, the guillotine shearing machine can be customized to meet the specific needs of your manufacturing operation.

Swing Beam Shear Controller

ESTUN E21S(China)

- Rear stopper control
- Control common motor or frequency converter
- Intelligent positioning
- Dual programmable digital output
- Workpiece count
- 40 program storage, 25 steps per program
- Unilateral positioning
- Back off function
- Parameter one key backup and recovery
- Imperial System

ESTUN E200S(China)

- High Definition LCD display, 128X64 pixels
- Control of rear stopper
- Control of knife edge clearance
- Control of shearing stroke
- The actual position of the rear stopper is displayed synchronously with the programmed value
- Cut count
- 100 program steps
- Panel mounting
- Servo control / variable frequency speed control / dual speed AC motor control

DELEM DAC 310S(Netherlands)

- High Definition LCD display, 128X64 pixels
- Control of rear stopper
- Control of knife edge clearance
- Control of shearing stroke
- The actual position of the rear stopper is displayed synchronously with the programmed value
- Cut count
- 100 program steps
- Panel mounting
- Servo control / variable frequency speed control / dual speed AC motor control

Guillotine Shear Controller

ESTUN E21S(China)

- Rear stopper control
- Control common motor or frequency converter
- Intelligent positioning
- Dual programmable digital output
- Workpiece count
- 40 program storage, 25 steps per program
- Unilateral positioning
- Back off function
- Parameter one key backup and recovery
- Imperial System

DELEM DAC 310S(Netherlands)

- High Definition LCD display, 128X64 pixels
- Control of rear stopper
- Control of knife edge clearance
- Control of shearing stroke
- The actual position of the rear stopper is displayed synchronously with the programmed value
- Cut count
- 100 program steps
- Panel mounting
- Servo control / variable frequency speed control / dual speed AC motor control

DELEM DAC 360S(Netherlands)

- Panel mounting
- High brightness LCD display
- Rear stopper control
- Back off function
- Shear angle control
- Shear gap control
- Shear stroke control
- Each axis can be moved manually
- Pressure control

Specifications

QC12K Swing Beam Shearing Machine

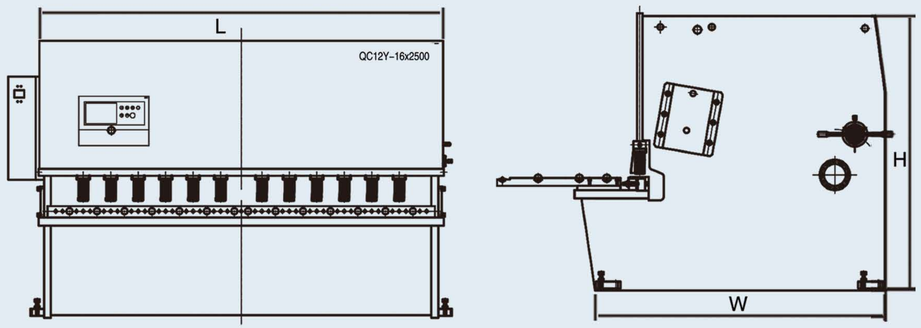

Model	Cutting Thickness	Cutting Width	Oil Tank	Stroke	Backgauge range	Cutting Angle	Main Power	Weight	Dimensions
Unit	mm	mm	L	times/min	mm	°	KW	Ton	L×W×H mm
4*2500	4	2500	140	33	20-650	1.5	7.5	4	3035*1570*1720
4*3200	4	3200	190	15	20-650	1.5	7.5	5.5	3750*1640*1850
4*4000	4	4000	190	10	20-800	1.5	7.5	7.5	4550*1970*1900
4*5000	4	5000	320	8	20-800	1.5	7.5	13.5	5700*1900*2000
4*6000	4	6000	440	8	20-800	1.5	15	17	6500*2460*2250
6*2500	6	2500	190	17	20-650	2	7.5	5.5	3050*1650*1900
6*3200	6	3200	190	12	20-650	1.5	7.5	6.5	3750*1650*1800
6*4000	6	4000	190	9	20-800	1.5	7.5	8.7	4550*2000*1950
6*5000	6	5000	320	7	20-800	1.5	15	15.5	5540*2450*2300
6*6000	6	6000	440	5	20-800	1.5	15	19.8	6545*2470*2500
8*2500	8	2500	190	14	20-650	2	11	5.8	3060*1650*1800
8*3200	8	3200	190	10	20-650	1.5	11	6.8	3760*1650*1800

Model	Cutting Thickness	Cutting Width	Oil Tank	Stroke	Backgauge range	Cutting Angle	Main Power	Weight	Dimensions
8*4000	8	4000	190	9	20-800	1.5	15	8.8	4560*1960*1920
8*5000	8	5000	320	8	20-800	1.5	18.5	16	5600*2360*2180
8*6000	8	6000	440	6	20-800	1.5	18.5	21.5	6600*2450*2500
10*2500	10	2500	190	10	20-800	2	15	7	3050*1960*1920
10*3200	10	3200	190	9	20-800	1.5	15	8.5	3800*1960*1920
10*4000	10	4000	400	8	20-800	1.5	22	12	4700*2100*2200
10*6000	10	6000	440	6	20-800	1.5	22	28	6600*2100*2300
12*2500	12	2500	400	12	20-800	2	22	10.3	3170*2150*2180
12*3200	12	3200	400	10	20-800	2	22	11.6	3800*2150*2180
12*4000	12	4000	400	8	20-800	1.75	22	13.8	4700*2285*2180
12*5000	12	5000	440	6	20-800	2	22	19.5	5800*2450*2400
12*6000	12	6000	440	5	20-800	2	22	32.5	6600*2600*2700
12*8000	12	8000	580	4	20-800	1.75	22	50.5	8600*3250*3200
16*2500	16	2500	400	11	20-800	2.5	22	11	3245*2290*2180
16*3200	16	3200	400	10	20-800	2	22	12.6	3870*2300*2180
16*4000	16	4000	600	8	20-800	1.75	22	17.8	4705*2575*2200
16*5000	16	5000	600	6	20-800	2.5	30	24.8	5900*2600*2700
16*6000	16	6000	600	5	20-800	2.5	30	35	6600*2700*2900
20*2500	20	2500	500	8	20-800	2.5	30	14.3	3300*2580*2300
20*3200	20	3200	500	7	20-800	2.5	30	16	4150*2600*2500
20*4000	20	4000	550	5	20-800	2.5	30	23	4850*2600*2800
25*2500	25	2500	550	7	20-800	3	37	19	3200*2700*2900
25*3200	25	3200	600	5	20-800	3	37	24	4200*2700*3000

Specifications

Q11K Guillotine Shearing Machine

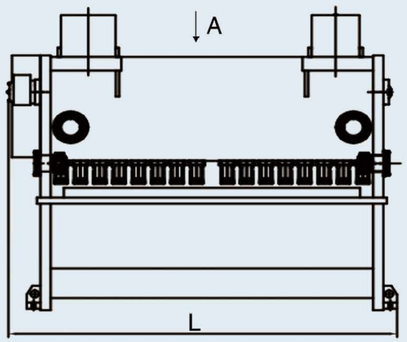

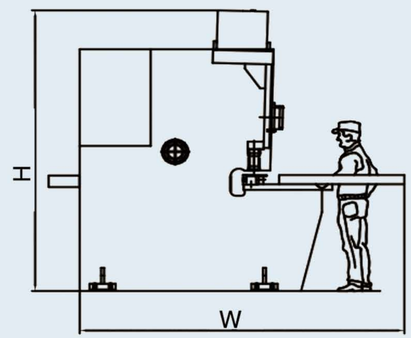

Model	Cutting Thickness	Cutting Width	Oil Tank	Stroke	Backgauge range	Cutting Angle	Main Power	Weight	Dimensions
Unit	mm	mm	L	times/min	mm	°	KW	Ton	mm
6*2500	6	2500	300	16-25	20-800	30'-1°30'	7.5	6	3200*1950*2050
6*3200	6	3200	300	14-20	20-800	30'-1°30'	7.5	6.8	3900*1950*2075
6*4000	6	4000	340	12-17	20-800	30'-1°30'	7.5	9.5	4640*2000*2100
6*5000	6	5000	340	8-14	20-800	30'-1°30'	15	14.5	5780*2100*2380
6*6000	6	6000	340	7-12	20-800	30'-1°30'	15	19.6	6750*2200*2500
8*2500	8	2500	300	13-20	20-800	30'-1°30'	11	6.5	3150*1970*2055
8*3200	8	3200	300	11-18	20-800	30'-1°30'	11	7	3850*2050*2100
8*4000	8	4000	340	9-16	20-800	30'-1°30'	15	10.8	4650*2100*2400
8*5000	8	5000	350	8-15	20-800	30'-1°30'	15	16	5700*1950*2600
8*6000	8	6000	580	7-14	20-800	30'-1°30'	18.5	19.8	6750*2250*2615

Model	Cutting Thickness	Cutting Width	Oil Tank	Stroke	Backgauge range	Cutting Angle	Main Power	Weight	Dimensions
13*2500	13	2500	405	10-20	20-800	30'-2°	22	10	3250*1950*2110
13*3200	13	3200	405	9-18	20-800	30'-2°	22	10.2	3900*2070*2315
13*4000	13	4000	405	8-16	20-800	30'-2°	22	12.5	4800*2150*2460
13*5000	13	5000	505	7-14	20-1000	30'-2°	22	22.5	5800*2270*2800
13*6000	13	6000	1020	6-12	20-1000	30'-2°	30	27	6950*2450*3050
16*2500	16	2500	475	9-18	20-800	30'-2°30'	22	11	3280*2020*2270
16*3200	16	3200	475	8-17	20-800	30'-2°30'	22	12	3950*2150*2450
16*4000	16	4000	595	7-15	20-800	30'-2°30'	22	15.5	4800*2130*2550
16*6000	16	6000	1020	6-11	20-1000	30'-2°30'	37	36	7000*2500*3000
16*8000	16	8000	2060	4-8	20-1000	30'-2°30'	45	63	9050*3180*3500
20*2500	20	2500	510	7-16	20-800	30'-3°	30	14	3200*2220*2520
20*3200	20	3200	510	6-15	20-800	30'-3°	30	16.5	3950*2150*2600
20*4000	20	4000	640	6-14	20-800	30'-3°	37	19	4750*2400*2900
20*6000	20	6000	1500	5-11	20-1000	30'-3°	30*2	43	7000*2850*3350
25*2500	25	2500	750	5-14	20-800	30'-3°30'	37	15	3270*2000*2650
25*3200	25	3200	820	5-10	20-800	30'-3°30'	37	19	3970*2200*2670
25*4000	25	4000	1200	5-8	20-800	30'-3°30'	45	27	4900*2800*3190
30*2500	30	2500	780	5-12	20-1000	30'-3°	45	23	3450*2500*2900
30*3200	30	3200	1000	4-10	20-1000	30'-3°30'	55	28	4150*2700*2850
30*4000	30	4000	1400	3-7	20-1000	30'-3°30'	55	36	5200*2600*3350
40*2500	40	2500	1370	4-8	20-1000	30'-4°	55	38	4000*2950*3150

Suction Cup

Panel Bender

PB-S Series







- Secure Material Handling: The suction cup technology ensures a firm grip on various types of sheet metal, minimizing the risk of material slipping or damage during the bending process.
- Reduced Surface Scratches: The suction cup design eliminates the need for metal-to-metal contact, reducing the chance of surface scratches and ensuring a pristine final product.
- Fast Setup and Changeover: The suction cup mechanism allows for rapid and effortless setup and changeover, increasing overall productivity and reducing downtime.
- Enhanced Flexibility: Our Suction Cup Panel Bender can handle a wide range of sheet metal sizes and shapes, making it suitable for various applications and industries.
- Noise Reduction: The suction cup system operates with minimal noise, ensuring a more pleasant and safer working environment for your operators.
- Low Maintenance: The Suction Cup Panel Bender's streamlined design reduces the need for maintenance, ensuring your production line runs smoothly and efficiently.
- Eco-Friendly Operation: The suction cup technology requires less energy to operate, lowering your carbon footprint and contributing to a greener planet.
- Comprehensive Support: Our team of experts is ready to provide full after-sales support, including installation, training, and ongoing maintenance, ensuring you can make the most of your investment.

Press Arm

Panel Bender

PB-P Series





- Unmatched Bending Force: The press arm mechanism provides exceptional bending force, ensuring crisp, accurate bends on a wide range of sheet metal materials and thicknesses.
- Enhanced Material Support: The press arm system offers stable support during the bending process, minimizing material distortion and ensuring consistent, high-quality results.
- Increased Bending Capacity: Our press arm panel bender can handle larger and more complex sheet metal parts, making it suitable for a variety of industries and applications.
- Reduced Cycle Times: The press arm design allows for faster and more efficient bending cycles, boosting your production line's overall productivity.
- Intuitive Control System: The user-friendly interface and advanced software make it easy for operators of all skill levels to achieve optimal bending results.
- Precision Tooling: The press arm panel bender comes equipped with high-quality tooling, ensuring precise and consistent bending performance.
- Robust and Durable Design: Engineered to withstand heavy-duty usage, the press arm panel bender requires minimal maintenance and ensures a long service life.
- Comprehensive Support: Our dedicated team is ready to provide full after-sales support, including installation, training, and ongoing maintenance, ensuring you can make the most of your investment.

Specifications

PB-S Suction Cup Type Panel Bender

Configuration Parameter	PB1000S	PB1400S
Fastest bend speed	0.2 sec/bend	0.2 sec/bend
Maximum bend width	1000mm	1400mm
Bend height	170mm	170mm
Rated voltage	380V	380V
Total motor power	25KW	34KW
Average power	About 1.1KW	About 1.5Kw
Noise	About 50dB	About 50dB
Overall dimensions	285*150*280cm	365*190*290cm
Total weight	About 7t	About 10t
Maximum bend thickness (customized)	UST 515N/mm² 304 Stainless Steel 1.0mm UST 410N/mm² Cold Plate 1.2mm UST 515N/mm² Aluminum Plate 1.6mm	UST 515N/mm² 304 Stainless Steel 1.0mm UST 410N/mm² Cold Plate 1.2mm UST 515N/mm² Aluminum Plate 1.6mm
Minimum material thickness	0.35mm	0.35mm
Minimum internal dimension of four-sided forming	140*210m (only for replaceable suction cups)	140*210mm (only for replaceable suction cups)
Minimum internal dimension of four-sided forming	140mm	140mm
Maximum bend size	1000*1000mm	1400*1000mm
Number of axes	Standard 9-axis concurrent linkage	Standard 9-axis concurrent linkage
Power hinge knife	Optional	Optional

Specifications

PB-P Press Arm Type Panel Bender

Configuration Parameter	PB1400P	PB2000P	PB2500P
Fastest bend speed	0.2 sec/bend	0.2 sec/bend	0.2s/bend
Maximum bend width	1400mm	2000mm	2500mm
Bend height	170mm	170mm	170mm
Rated voltage	380V	380V	380V
Total motor power	38KW	77KW	77KW
Average power	About 1.8Kw	About 2.5Kw	About 2.8Kw
Noise	About 50dB	About 50dB	About 50dB
Overall dimensions	440*190*290cm	510*265*330cm	565*300*340cm
Total weight	About 12t	About 16t	About 19t
Maximum bend thickness (customized)	UST 515N/mm² 304 Stainless Steel 1.2mm UST 410N/mm² Cold Plate 1.5mm UST 515N/mm² Aluminum Plate 2.0mm	UST 515N/mm² 304 Stainless Steel 1.2mm UST 410N/mm² Cold Plate 1.5mm UST 515N/mm² Aluminum Plate 2.0mm	UST 515N/mm² 304 Stainless Steel 1.2mm UST 410N/mm² Cold Plate 1.5mm UST 515N/mm² Aluminum Plate 2.0mm
Minimum material thickness	0.35mm	0.35mm	0.35mm
Minimum internal dimension of four-sided forming	140*190mm	140*190mm	140*190mm
Minimum internal dimension of four-sided forming	140mm	140mm	140mm
Maximum bend size	1400*1000mm	2000*1250mm	2500*1250mm
Number of axes	Standard 13-axis concurrent linkage	Standard 13-axis concurrent linkage	Standard 13-axis concurrent linkage
Power hinge knife	Optional	Optional	Optional

Single Tabletop

Fiber Laser Cutting Machine

ULF Series





- Exceptional Precision for Metal Cutting: Our fiber laser cutting machine is specifically designed for metal cutting, providing unparalleled precision and accuracy. This ensures that your metal products have clean, smooth edges and intricate details, giving them a professional, high-end appearance that will impress your customers.
- Rapid Cutting Speeds for Increased Productivity: Our fiber laser cutting machine offers impressive cutting speeds without sacrificing quality, allowing you to complete metal cutting projects quickly and efficiently. This increased productivity will help maximize your profits and keep up with customer demands.
- Energy-Efficient and Eco-Friendly: Our fiber laser cutting machine consumes less energy compared to traditional metal cutting methods, saving you money on electricity and contributing to a greener environment by reducing your carbon footprint.

- Optimized for Metal Cutting: Our fiber laser cutting machine is specifically engineered for cutting a wide range of metals, including stainless steel, aluminum, brass, and more. This specialization allows you to offer a diverse range of metal products to your customers.
- Low Maintenance and High Durability: Built with high-quality components, our fiber laser cutting machine requires minimal maintenance, saving you time and money on upkeep. The machine's durability ensures long-lasting performance for your business.
- User-Friendly Interface: Our fiber laser cutting machine features an easy-to-use interface, making it simple for operators of all skill levels to navigate and control. This means your team can quickly learn to operate the machine and produce high-quality metal products.

Fully Enclosed

Fiber Laser Cutting Machine

ULE Series



- Enhanced Productivity with Exchange Table: Our fully enclosed fiber laser cutting machine with an exchange table significantly increases productivity by allowing for simultaneous loading and unloading of materials. This feature reduces downtime and accelerates your production process, maximizing profits.
- Superior Precision for Metal Cutting: Specifically designed for metal cutting, our fiber laser cutting machine offers exceptional precision and accuracy.
- Rapid Cutting Speeds: Our fiber laser cutting machine boasts impressive cutting speeds without sacrificing quality, allowing you to complete metal cutting projects quickly and efficiently.
- Wide Range of Compatible Metals: Our fiber laser cutting machine is optimized for cutting a variety of metals, including stainless steel, aluminum, brass, and more.
- Full Enclosure for Safety and Noise Reduction: The fully enclosed design of our fiber laser cutting machine not only ensures the safety of your operators but also significantly reduces noise pollution in the workplace. This creates a more comfortable working environment for your team.
- Energy-Efficient and Eco-Friendly: Our fiber laser cutting machine consumes less energy compared to traditional metal cutting methods, reducing electricity costs and contributing to a greener environment by lowering your carbon footprint.
- Low Maintenance and High Durability: Built with high-quality components, our fiber laser cutting machine requires minimal maintenance, saving you time and money on upkeep.
- User-Friendly Interface: Our fiber laser cutting machine features an intuitive interface, making it easy for operators of all skill levels to navigate and control.

Sheet & Tube Integrated

Fiber Laser Cutting Machine

ULFT Series



- Dual Functionality for Increased Versatility: Our sheet and tube integrated fiber laser cutting machine offers the unique ability to cut both flat sheets and tubular materials, allowing you to expand your product offerings and cater to a wider range of customer needs.
- Exceptional Precision and Accuracy: Our fiber laser cutting machine delivers outstanding precision and accuracy for both sheet and tube cutting, ensuring that your products have clean, smooth edges and intricate details.
- Rapid Cutting Speeds for Enhanced Productivity: Our fiber laser cutting machine boasts impressive cutting speeds without compromising on quality, allowing you to complete projects quickly and efficiently.
- Wide Range of Compatible Materials: Our fiber laser cutting machine is optimized for cutting a variety of materials, including stainless steel, aluminum, brass, and more.
- Energy-Efficient and Eco-Friendly: Our fiber laser cutting machine consumes less energy compared to traditional cutting methods, saving you money on electricity and contributing to a greener environment by reducing your carbon footprint.
- Low Maintenance and High Durability: Constructed with high-quality components, our fiber laser cutting machine requires minimal maintenance, freeing you from costly repairs and allowing you to focus on growing your business.
- User-Friendly Interface: Equipped with an intuitive interface, our fiber laser cutting machine is easy to navigate and control for operators at all skill levels.
- Advanced Safety Features: Our fiber laser cutting machine is designed with safety in mind, featuring protective enclosures and automatic shut-off capabilities to minimize the risk of accidents and ensure a secure working environment for your team.

Fully Enclosed Sheet & Tube Integrated

Fiber Laser Cutting Machine

ULET Series







- Combined Sheet and Tube Cutting with Full Enclosure: Our fully enclosed sheet and tube integrated fiber laser cutting machine offers the unique ability to cut both flat sheets and tubular materials, providing increased versatility to expand your product offerings and cater to a wider range of customer needs.
- Enhanced Safety and Noise Reduction: The fully enclosed design of our fiber laser cutting machine not only ensures the safety of your operators but also significantly reduces noise pollution in the workplace.
- Exceptional Precision and Accuracy: Our fiber laser cutting machine delivers outstanding precision and accuracy for both sheet and tube cutting, ensuring that your products have clean, smooth edges and intricate details.
- Rapid Cutting Speeds for Enhanced Productivity: Our fiber laser cutting machine boasts impressive cutting speeds without compromising on quality, allowing you to complete projects quickly and efficiently.
- Wide Range of Compatible Materials: Our fiber laser cutting machine is optimized for cutting a variety of materials, including stainless steel, aluminum, brass, and more.
- Energy-Efficient and Eco-Friendly: Our fiber laser cutting machine consumes less energy compared to traditional cutting methods, saving you money on electricity and contributing to a greener environment by reducing your carbon footprint.
- Low Maintenance and High Durability: Constructed with high-quality components, our fiber laser cutting machine requires minimal maintenance, freeing you from costly repairs and allowing you to focus on growing your business.
- User-Friendly Interface: Equipped with an intuitive interface, our fiber laser cutting machine is easy to navigate and control for operators at all skill levels.

Tube & Pipe

Fiber Laser Cutting Machine

FPC Series





- Specialized Tube Cutting Capabilities: Our fiber laser tube cutting machine is specifically designed to cut various types of tubes with exceptional precision and accuracy.
- Impressive Cutting Speeds: Our fiber laser tube cutting machine boasts rapid cutting speeds without compromising on quality, enabling you to complete projects quickly and efficiently.
- Wide Range of Compatible Materials: Our fiber laser tube cutting machine is optimized for cutting a variety of materials, including stainless steel, aluminum, brass, and more.
- Complex Geometric Cutting: With advanced technology, our fiber laser tube cutting machine can create intricate and complex geometric designs, allowing you to produce unique and customized tube products that will impress your customers.
- Energy-Efficient and Eco-Friendly: Our fiber laser tube cutting machine consumes less energy compared to traditional cutting methods, saving you money on electricity and contributing to a greener environment by reducing your carbon footprint.
- Low Maintenance and High Durability: Constructed with high-quality components, our fiber laser tube cutting machine requires minimal maintenance, freeing you from costly repairs and allowing you to focus on growing your business.
- User-Friendly Interface: Equipped with an intuitive interface, our fiber laser tube cutting machine is easy to navigate and control for operators at all skill levels.
- Advanced Safety Features: Our fiber laser tube cutting machine is designed with safety in mind, featuring protective enclosures and automatic shut-off capabilities to minimize the risk of accidents and ensure a secure working environment for your team.

Specifications

Model	ULF/ULE	ULFT/ULET
Laser power	1500W/3000W/6000W/12000W 6000W/12000W/15000W/20000W	1500W/3000W/6000W
Cutting range	3*1.5(m)/4*1.5(m)/6*1.5(m)/4*2(m)/6*2(m) 6*2.5(m)/8*2.5(m)/12*2.5(m)	3*1.5(m)/4*1.5(m)/6*1.5(m)/6*2.0(m)/6*2.5(m)
Maximum size of chuck	/	220mm/350mm
Plate/tube cutting length	/	3000mm/4000mm/6000mm
Maximum moving speed	120m/min	90m/min
Maximum acceleration	1.2g	1.2g
Positioning accuracy	±0.05m	±0.05m
Repeated positioning accuracy	±0.02m	±0.02m
Operating voltage	380V/50Hz	380V/50Hz
Cooling method	water-cooled	water-cooled

Model	FPC
Pipe Dimensions	Diameter: 20mm-200mm Length: 6m/9m (320mm Optional)
Tube Category	Round,Square,Oval,Rectangular,Triangle,ect.
Laser Power	1000W-6000W
Max. Acceleration	0.8G
Rotary Speed	80r/min
Positioning Accuracy	±0.05mm
Repositioning Accuracy	±0.05mm
Total Weight	Over 13T
Total Power Consumption	18.3KVA-41KVA
Power Supply	380V50Hz/380V60Hz/220V60Hz
Dimensions	12246*5388*2355mm

Samples







Laser Cutting Flexible System

FMS Series

- Building upon the FMC system, a multi-layer material warehouse is added, which allows for batch processing of plates with multiple varieties and specifications. It also enables communication and data sharing with the production management system.
- The workpiece sorting system can be customized according to your needs. This system significantly improves processing efficiency and reduces overall production costs.
- This machine automatically completes the feeding, cutting, and unloading of plates. In addition, it features a multi-layer material warehouse system that enables batch processing of plates with multiple varieties and specifications. The system also enables communication and data sharing with the production management system.

Unit Warehouse + Feeding Device

The new intelligent 3D sheet material warehouse unit is composed of a material warehouse, stacker, discharge platform, and peripheral safety protection devices. The number of material warehouse locations and trolley discharge mode can be customized to meet your needs.

Gantry Type Automatic Loading & Unloading Device

The CNC system automatically controls the lifting compensation of the worktable according to the bending sheet's process state, ensuring uniform and consistent angles across the entire length of the workpiece.

Handheld

Laser Welding Machine

FLW Series

- Precision welding: The handheld laser welding machine offers precision welding capabilities that produce neat, strong, and consistent welds, with minimal distortion and heat-affected zones.
- Versatile applications: This machine is suitable for welding a wide range of materials, including stainless steel, aluminum, brass, copper.
- Fast and efficient: With its high welding speed, the handheld laser welding machine can help you save time and increase productivity, enabling you to complete more welding projects in less time.
- Easy to use: This machine is designed to be user-friendly, with simple controls that allow for easy adjustments of welding parameters, such as laser power, pulse frequency, and welding speed.
- Lightweight and portable: The handheld laser welding machine is compact and lightweight, making it easy to move around and use in different locations, including on-site welding projects.
- Cost-effective: Compared to traditional welding methods, the handheld laser welding machine offers a cost-effective solution that requires less material, less labor, and produces less waste.
- High-quality welds: The laser welding process produces high-quality welds that have superior strength, durability, and appearance, making them ideal for critical applications that require precision and reliability.
- Increased safety: Unlike traditional welding methods that produce harmful fumes and require protective gear, the handheld laser welding machine produces no hazardous smoke or fumes, and does not require any special protective equipment, making it a safer option for welders.

Specifications

Handheld Laser Welding Machine

Optical characteristics	Spec.	Note
Rated output power (W)	1000-2000	
Working mode	Continuous / modulation	
Output spot	Rotary motor ring variable multi spot	
Power regulation range (%)	10~100	
Central wavelength (nm)	1080	Rated output power
Output power instability	<3%	Rated output power; Continuous operation time: ≥5hrs; Working temperature: 25 ℃.
Modulation frequency (Hz)	50~5k	Rated output power
Red light indicates output power (mW)	0.5~1	
QBH Optical output characteristics of output head		
Beam quality	<2	Rated output power
(BPP, mm•mrad)		
Numerical aperture	0.2	
Fiber core diameter (μm)	50	25, 100, 200 Optional
Output fiber length (m)	10-15	

Horizontal

V-grooving Machine

ADHK Series





- High precision: Horizontal V-grooving machines are known for their high precision and accuracy, which is essential for creating high-quality V-grooves. This is a major concern for buyers who need to produce precise and consistent V-grooves on a range of materials.
- Versatility: These machines can handle a wide range of materials, including stainless steel, aluminum, copper, and brass. This makes them ideal for various industries, including sheet metal fabrication, aerospace, and automotive.
- High efficiency: Horizontal V-grooving machines are equipped with powerful motors and efficient cutting tools, ensuring fast and efficient V-grooving operations. This is important for buyers who need to increase their production rates and reduce their lead times.
- Automation: Some horizontal V-grooving machines come with advanced features such as automatic feeding and clamping systems, which reduce operator fatigue and increase productivity.
- Customizable: Some manufacturers offer customized horizontal V-grooving machines to meet specific customer requirements.
- User-friendly: Horizontal V-grooving machines are easy to operate and require minimal training, making them ideal for both experienced and inexperienced operators.
- Durability: Horizontal V-grooving machines are built to last and can withstand harsh working conditions, which is an essential concern for buyers who need to use the machines regularly.

Vertical

V-grooving Machine

ADRK Series



- High precision: Vertical V-grooving machines are known for their high precision and accuracy, which is essential for creating high-quality V-grooves. This is a major concern for buyers who need to produce precise and consistent V-grooves on a range of materials.
- Space-saving: Vertical V-grooving machines have a smaller footprint than horizontal machines, making them ideal for small workshops or factories with limited space.
- High stability: Vertical V-grooving machines have a robust structure and stable base, which reduces vibrations during operation and ensures high-quality V-grooving results.
- Customizable: Some manufacturers offer customized vertical V-grooving machines to meet specific customer requirements.
- Easy operation: These machines have simple and intuitive controls, making them easy to operate for both experienced and inexperienced operators.
- Versatility: Vertical V-grooving machines can handle a wide range of materials, including stainless steel, aluminum, copper, and brass. This makes them ideal for various industries, including sheet metal fabrication, aerospace, and automotive.
- Cost-effective: Vertical V-grooving machines are typically less expensive than horizontal machines, making them an excellent option for businesses with a limited budget.

Applications



Exterior Cladding Detail

Hotel and Restaurant Detailing



Wall Cladding Systems

Elevator Entry Areas

Retail Fixtures

Elevator Interiors

V-grooving Workpiece



Specifications

ADHK Horizontal V Grooving Machine

Model	3200*1250	4000*1250	4000*1500	5000*1250	5000*1500	6000*1250	6000*1500
Max grooving width (mm)	1250	1250	1500	1250	1500	1250	1500
Max grooving length (mm)	3200	4000	4000	5000	5000	6000	6000
Max grooving hight (The flatness of stainless steel sheet is less than 3mm) (mm)	4	4	4	4	4	4	4
Min grooving thickness (mm)	0.4	0.4	0.4	0.4	0.4	0.4	0.4
Min distance between V-groove and edge (mm)	8	8	8	8	8	8	8
Max cutting speed m/min	0-90	0-90	0-90	0-90	0-90	0-90	0-90
Return speed	0-120	0-120	0-120	0-120	0-120	0-120	0-120
Left and right movement resolution of tool rest (mm)	0.001	0.001	0.001	0.001	0.001	0.001	0.001
Positioning accuracy (mm)	±0.01	±0.01	±0.01	±0.01	±0.01	±0.01	±0.01
Up and down movement resolution of tool rest (mm)	0.001	0.001	0.001	0.001	0.001	0.001	0.001
Positioning accuracy (mm)	±0.01	±0.01	±0.01	±0.01	±0.01	±0.01	±0.01
Power of main servo motor (kw)	5.5	5.5	5.5	5.5	5.5	5.5	5.5
Hydraulic system working pressure (Mpa)	7-9	7-9	7-9	7-9	7-9	7-9	7-9
Machine size (L*W*H)	5300*2300*1700	6100*2300*1700	6100*2600*1700	7100*2300*1700	7100*2600*1700	8100*2300*1700	8100*2600*1800

Specifications

ADRK Vertical V Grooving Machine

Model	3200/1250	3200/1500	4000/1250	4000/1500
Max grooving width (mm)	1250	1500	1250	1500
Max grooving length (mm)	3200	3200	4000	4000
Max grooving hight (The flatness of stainless steel sheet is less than 3mm) (mm)	6	6	6	6
Min grooving thickness (mm)	0.4	0.4	0.4	0.4
Min distance between V-groove and edge (mm)	8	8	8	8
Max cutting speed m/min	0-90	0-90	0-90	0-90
Return speed	0-120	0-120	0-120	0-120
Left and right movement resolution of tool rest (mm)	0.001	0.001	0.001	0.001
Positioning accuracy (mm)	±0.01	±0.01	±0.01	±0.01
Up and down movement resolution of tool rest (mm)	0.001	0.001	0.001	0.001
Positioning accuracy (mm)	±0.01	±0.01	±0.01	±0.01
Power of main servo motor (kw)	4.5	4.5	4.5	4.5
Hydraulic system working pressure (Mpa)	6-8	6-8	6-8	6-8
Machine size (L*W*H)	4800*2650*2100	4800*2850*2100	5850*2650*2100	5850*2850*2100

Ironworker machine

Q35Y Series





- Versatile: Our ironworker machine is designed to perform multiple functions, including shearing, punching, notching, and bending, making it a versatile and cost-effective solution for your metalworking needs.
- High Efficiency: Our ironworker machine is equipped with powerful hydraulic systems and high-quality blades, allowing it to perform tasks quickly and efficiently, which helps to save you time and increase productivity.
- Durability: Our ironworker machine is made of high-quality materials and has undergone rigorous testing to ensure its durability and long-lasting performance, which is crucial for your production line.
- Easy to Use: Our ironworker machine features a user-friendly design that makes it easy to operate, even for beginners.
- Customizable: Our ironworker machine can be customized to meet your specific requirements, such as the size of the worktable, the punching capacity, and the shearing length, ensuring that it fits perfectly into your production process.
- High Precision: Our ironworker machine is engineered to perform tasks with high precision, thanks to its advanced control systems and precision machining, which helps to ensure that your products meet your exact specifications.
- Space-Saving: Our ironworker machine is designed to take up minimal floor space, making it an ideal solution for small workshops or production lines where space is at a premium.
- Cost-Effective: Our ironworker machine provides a cost-effective solution for your metalworking needs, allowing you to perform multiple functions with a single machine, reducing the need for additional equipment and labor costs.

Specifications

Q35Y Series Hydraulic Ironworker Machine

Parameter Of Multi-function Hydraulic Ironworker

Model	Punching Pressure (T)	Max.cutting thickness of steel plates (mm)	Plate strength (N/mm²)	Angle of Shear (°)	A trip size (T x W) (mm)	Slider trip (mm)	Trips frequency (times/min)	Throat depth (mm)	Punch depth (mm)	Max.punching diameter (mm)	Main Motor Power (KW)	Overall dimensions (L×W×H) (mm)
Q35YL-60	60	16	≤450	8°	16×250 8×400	80	8-22	300	16	30	5.5	1800×880×1800
Q35YL-90	90	20	≤450	8°	20×330 10×480	80	8-22	355	20	35	7.5	2000×930×2000
Q35YL-120	120	25	≤450	8°	25×330 16×600	80	8-22	400	25	35	11	2370×1060×2200
Q35YL-160	160	30	≤450	8°	30×335 20×600	80	8-22	600	28	38	15	2760×1290×2300
Q35YL-200	200	40	≤450	8°	35×400 25×700	80	8-22	600	35	40	18.5	2860×1400×2500
Q35YL-250	250	50	≤450	8°	40×400 30×750	80	8-22	600	40	40	22	3160×1500×2700

H-steel Channel Steel Need To Be Customized

Profile	Round Bar	Square Bar	Equal Angle		T-Bar		Joist	Channel
			90° Shearing	45° Shearing	90° Shearing	45° Shearing		
Section View								
Q35YL-60	45	40×40	120×120×12	50×50×5	120×120×12	60×60×8	126×74×5	126×53×5.5
Q35YL-90	50	45×45	140×140×12	70×70×7	140×140×12	70×70×10	160×86×6	160×60×6.5
Q35YL-120	60	50×50	160×160×14	80×80×7	160×160×14	80×80×10	200×102×9	200×75×9
Q35YL-160	65	55×55	180×180×16	80×80×10	180×180×16	80×80×10	280×124×10.5	280×86×11.5
Q35YL-200	70	60×60	200×200×18	100×100×10	200×200×18	80×80×10	300×126×11	300×89×12
Q35YL-250	80	65×65	200×200×20	120×120×16	200×200×18	80×80×10	320×130×10	320×92×12

Technical Specifications

Model	Q35Y-16	Q35Y-20	Q35Y-25	Q35Y-30	Q35Y-40	Q35Y-50
Pressing force (ton)	65	90	120	160	200	160
Max cutting plate thickness (mm)	16	20	25	30	40	30
Sheet tensile strength (N / mm2)	≤450	≤450	Division ≤ 450	≤450	≤450	≤450
Shear angle	7°	8°	8°	8°	9°	9°
One stroke shear plate size (thickness and width) (mm)	16*2508*400	16*2508*400	16*2508*400	16*2508*400	16*2508*400	16*2508*400
Ram stroke	80	80	80	80	80	80
Number of strokes (times / min)	12-18	12-18	12-18	12-18	12-18	12-18
Throat depth (mm)	300	355	400	600	600	600
Punching thickness (mm)	16	20	25	26	35	40
Max punching diameter (mm)	25	30	35	38	40	40
Main motor power (kw)	4	5.5	7.5	11	15	18
Overall dimension (L *W *H) mm	1640*730*1770	1640*800*1990	2355*960*20902	2680*1040*2300	2970*1240*23503	3000*1440*2450